



INDUSTRIAL PRODUCTS DIVISION

Sales Manual Section 170  
**PRODUCT SPECIFICATION "WE"**  
 (For CONTROL VALVE Service)

**Valve Body Assembly  
 Style "WE"**

**FEATURES**

- Sizes 1/2" thru 4"
- 3-Way, Unbalanced, for mixing or blending
- Top and Bottom Guided

**SPECIFICATIO**

**NS**

**End Connections:**

- 1/2" - 2" .....Screwed, Female NPT
- 2 1/2" - 4" .....Flanged, 125 lb. ANSI

**Action:** .....3-Way

**Flow Characteristics:** ..... Linear

**Body Material:**

- 1/2" - 1" ..... Brass, ASTM B584
- 1 1/4" - 2" ..... Brass, ASTM B62
- 2 1/2" - 4" ..... Iron, ASTM A126 Class B

**Trim Materials:**

- Stem** ..... 316 Stainless Steel.
- Plug** ..... 1/2" - 2", Brass, ASTM B21.
- 2 1/2" - 4", Replaceable brass, ASTM B584
- Seat Ring** ..... 1/2" - 2", Integral brass seat and brass bottom connector.
- 2 1/2" - 4", Replaceable brass, ASTM B584

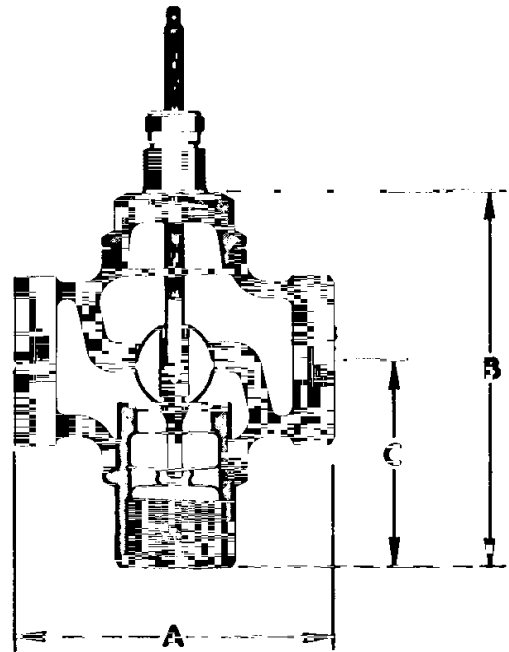
**Stem Connections:**

- 1/2" - 2" .....Quick-disconnect pin.
- 2 1/2" - 4" .....Split block clamp.

**Packing:** .....Rubber U-Cups.

**Maximum Pressure Drop:** ..... 50 psi.

**Temperature Limit:** ..... 250°F. (121°C).

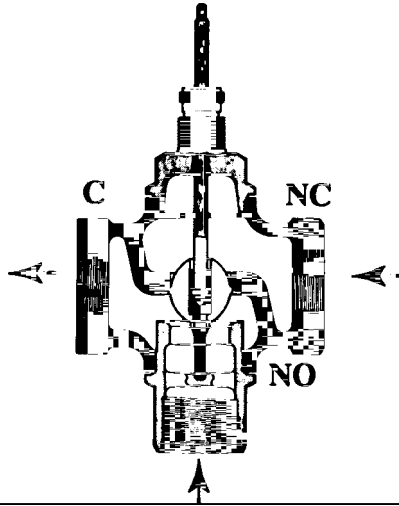


3/4 - 2" Sizes

**DIMENSIONS**

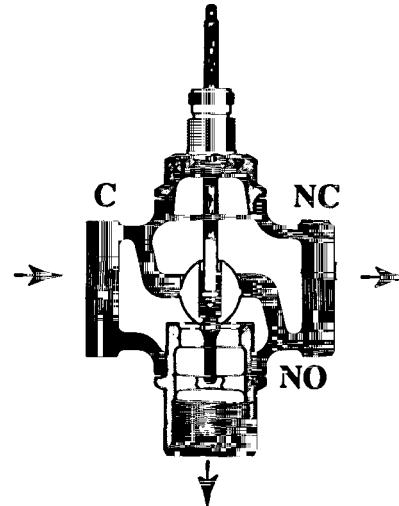
Valve Size, In.	3/4"	1"	1-1/4"	1-1/2"	2"
Cv	4.6	9	18	25	40
Valve Travel, In. (mm)	3/8 (9.5)	5/8 (15.9)	5/8 (15.9)	5/8 (15.9)	5/8 (15.9)
Unbalanced Area, Sq. In. (cm <sup>2</sup> )	.44 (2.84)	.79 (5.10)	1.23 (7.94)	1.77 (11.4)	3.14 (20.3)
Dimension A, In. (mm)	4 (102)	5 (127)	5 (127)	5-1/8 (130)	6-3/4 (171)
Dimension B, In. (mm)	4-3/16 (106)	6-1/4 (159)	6-1/4 (159)	6-1/4 (159)	6-11/16 (170)
Dimension C, In. (mm)	2-1/4 (57)	3-1/2 (89)	3-1/2 (89)	3-3/8 (86)	3-3/4 (95)
Direct Acting Actuators	VC-230A				
Reverse Acting Actuators	VC-231A				

**MIXING  
SERVICE**



3/4" - 2" Sizes

**DIVERTING  
SERVICE**



3/4" - 2" Sizes

**Note**

On all valves, the letter N, NC and C  
are cast into the valve body.